

Barriers to Vaccination Sub-Work Group
VDH Advisory COVID-19 Workgroup
Co-Chairs: Carolyn Moneymaker MD and Stuart Henochowicz MD
December 16, 2020

Overarching Goals/Direction for the Barriers Sub-workgroup:

- Identify strategies, needs, and obstacles, for public and private providers, in order to assist and administer the COVID vaccine.
 - Identify populations outside of the CDC critical populations that need to be considered within the Commonwealth of Virginia.
-
- I. Update from Vaccine Unit: Our updates will focus on training and messaging for this meeting and try to gather input from this group on what more is needed
 - II. Immunize VA HCP Survey: <https://myemail.constantcontact.com/We-want-to-hear-from-you-on-the-COVID-19-Vaccine-.html?soid=1111749638031&aid=UPJVn4MvMOg>
 - III. Obtaining consent within LTCFs
 - IV. Additional brainstorming surrounding barriers and any gaps/barriers to provide to Comms & Messaging
 - V. Brainstorm on identifying those that are not mobile and high risk.

To Register for the Vaccine Advisory Sub-Workgroup

(To attend and view the meeting)

The purpose of these instructions is to help any member of the public who wishes to observe or participate in the Vaccine Advisory Sub-Workgroup meeting to understand how to do so. Please note that while the instructions below are accurate, the details in the screenshot are not specific to this meeting.

- 1) Open the link for the online meeting registration:

<https://covaconf.webex.com/covaconf/onstage/g.php?MTID=e3403203cbf21e0bee038e490a54904bb>



Event Information: Vaccine Advisory Workgroup

Registration is required to join this event. If you have not registered, please do so now.



[English](#) : [New York Time](#)

Event status: Not started ([Register](#))
Date and time: Monday, November 9, 2020 12:30 pm
Eastern Standard Time (New York, GMT-05:00)
[Change time zone](#)
Duration: 1 hour 30 minutes
Description:

Join Event Now

You cannot join the event now because it has not started.

Registration ID:
Event password:

[Join Now](#)

[Join by browser](#) **NEW!**

If you are the host, [start your event](#).

By joining this event, you are accepting the Cisco Webex [Terms of Service](#) and [Privacy Statement](#).

Please see your registration confirmation for the registration ID and event password. If you lost your registration ID, [click here](#) to have it sent to you again.

- 2) Click on the link that says, “Register” It is in blue and on the line that starts with “Event Status”

Event Information: Vaccine Advisory Workgroup

Registration is required to join this event. If you have not registered, please do so now.

Event status: Not started ([Register](#))

Date and time: Monday, November 9, 2020 12:30 pm
Eastern Standard Time (New York, GMT-05:00)
[Change time zone](#)

Duration: 1 hour 30 minutes

Description:



By joining this event, you are accepting the Cisco Webex [Terms of Service](#) and [Privacy Statement](#).

- 3) This will prompt you to register for the event. Please enter your name and email address on the registration form. (Note: this information will not be retained after the meeting and will only be used for purposes of making sure people who want to connect to the meeting or speak at the meeting can do so.)



Register for Vaccine Advisory Workgroup



Please complete this form to register for the event. An asterisk (*) indicates required information.

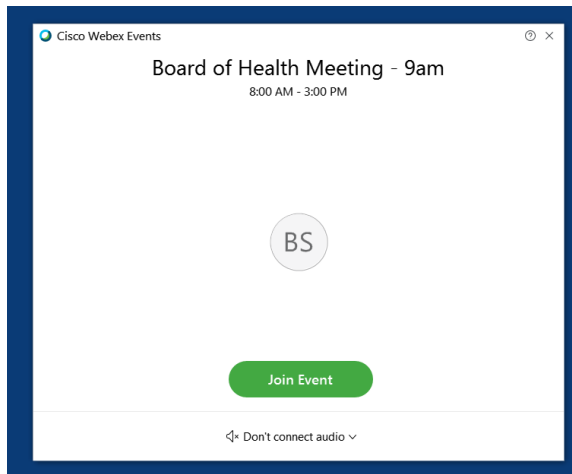
[English](#) : [New York Time](#)

Please answer the following questions.

* First name:	<input type="text"/>	* Last name:	<input type="text"/>
* Email address:	<input type="text"/>	* Phone number:	<input type="text"/>
* Confirm email address:	<input type="text"/>		
* Do you want to speak during the public comment period?: <input type="radio"/> Yes <input checked="" type="radio"/> No			
* Are you a resident of Virginia?: <input type="radio"/> Yes <input type="radio"/> No			

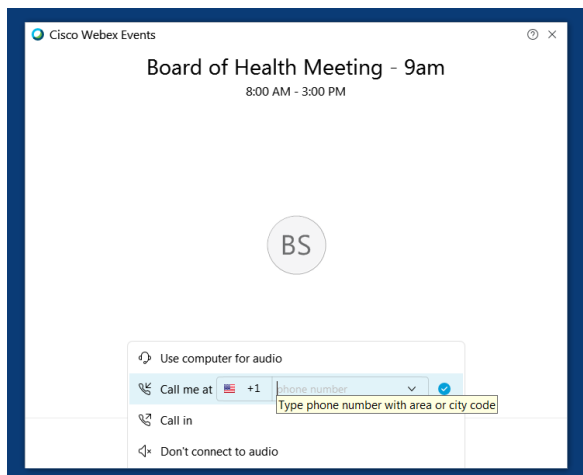
- 4) Once you have clicked “Submit” that will lead you to the final screen and then you are finished.

JOINING THE MEETING



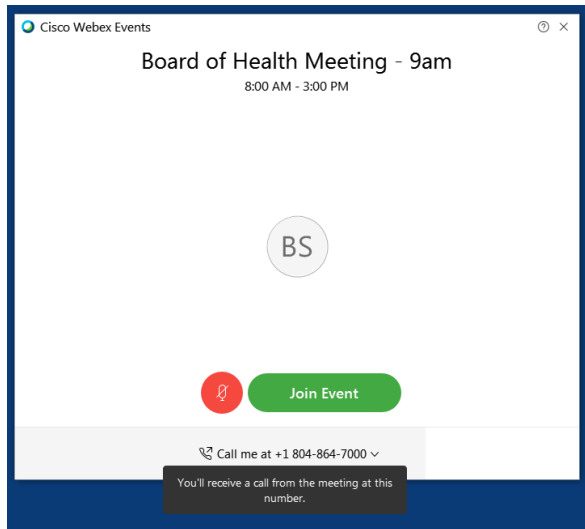
On the day of the meeting, you will click in the email to join the meeting.

You will need to enter your name as it appeared on the registration in order to join.



You should select the “CALL ME AT” option to connect for audio. DO NOT select the call in nor use computer audio options.

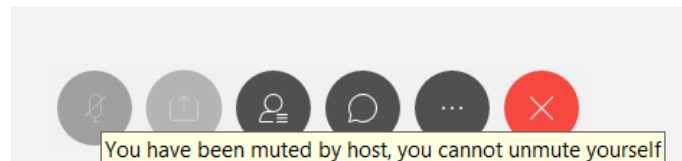
Enter your 10 digit phone number and click the blue check mark.



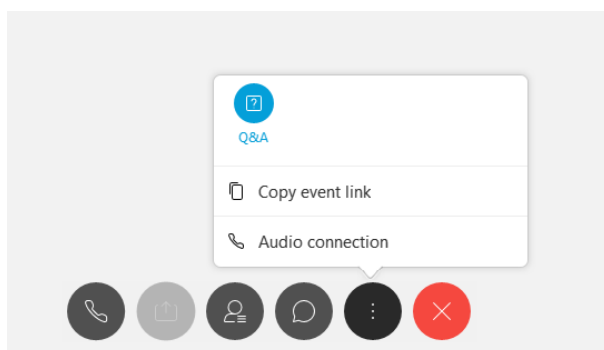
Click Join Event.

You will receive a phone call from the meeting platform.

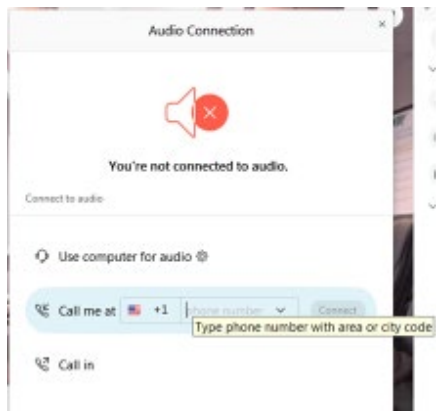
You will be prompted to press 1 when you answer the phone to connect.



Note that you will be automatically muted when you join the meeting. You cannot unmute yourself to be heard during the meeting until the host unmutes you.



If you have joined the meeting without having WebEx call you, you will need to change the audio settings. Click on the “MORE” control button and select audio connection. **DO NOT** use the call-in option nor the computer audio option.



You will change the type of connection and select “CALL ME AT”. Enter your 10 digit phone number and click CONNECT. Press 1 when prompted on the incoming phone call.